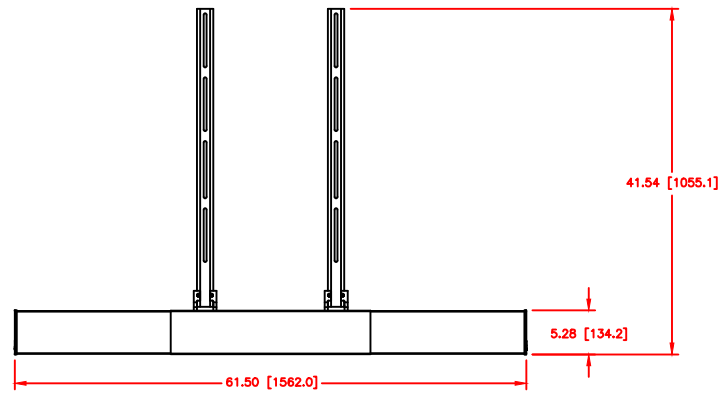
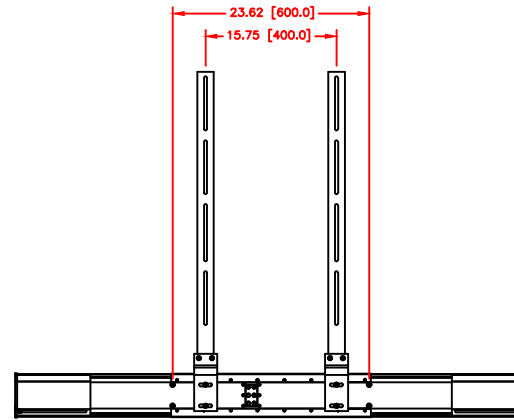


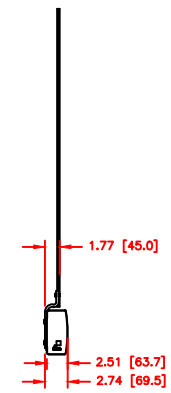
FRONT



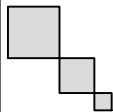
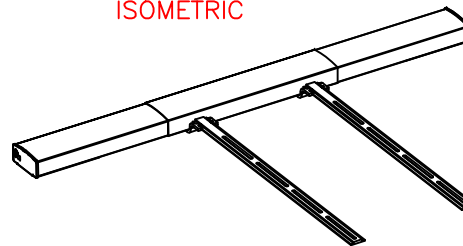
BACK/MOUNTING WIDTH



SIDE



ISOMETRIC



SONANCE
991 Calle Amanecer, San Clemente, CA. 92673
58800 2-7777 949 492-7777 FAX 949 361-5579
www.sonance.com

SB46 L with bent bracket

SCALE: 1 : 1

DRAWN BY:

DRAWN - PART NUMBER

REV.

SHEET: 01

RELEASED ON: